



Every child is an artist. The problem is how to remain an artist once he grows up.

Pablo Picasso (1881 - 1973)



Florida Society of Goldsmiths is proud to sponsor

REVERE ACADEMY EAST

October 29-November 5, 2007

Session I

Yas Tanaka
Vasken Tanielian
Steve Midgett
Ronda Coryell
Roberta Tanaka

Fabrication 1
Fabrication 3
Exploring Mokume Gane
Granulation 1
Setting 1

Session II

Vasken Tanielian
Alan Revere
Yas Tanaka
Ronda Coryell
Roberta Tanaka

Catches, Clasps and Closures
Jewelry Design
Fabrication 2
Granulation 3
Setting 2

For further information contact: **Jean Marie DeSpiegler**, (727) 822-7872 Ext 28 or fsgjm@earthlink.net

The fee is \$945.00 per person for Florida Society of Goldsmith members. Non-member fees' will be \$995.00. The fee includes tuition, lodging, meals and all gratuities. The full amount is due with the application and release form. You must make your own arrangements for transportation.



Ivan Sagel, FSG member from Chicago, IL attended Revere Academy East two years ago. These rings are an example of a process he learned from Doug Zaruba. Read more about Ivan at Revere Academy East on page 3.



From the President & Editor . . .

Arnold Lasris (AL)
alasisr@alltel.net
Helen, GA 30545
706-219-1749



It's now the time of year to hold our annual Board of Director's meeting. The date of the meeting is set for September 15-16, 2007 and will be held in Orlando, FL. Every member of FSG is invited to attend. However, only members on the Board of Directors are able to vote. Each chapter is allowed to have two members on the Board and therefore, two votes (Chapter President and a designated member). There are six chapters of various sizes, each having an equal number of votes. There is also a Treasurer, Secretary, Vice President and Ex-Officio, each having one vote. The President has one vote to be used in the event of a tie.

It can be very difficult at times, balancing the needs of all chapters. Our six chapters range in size from 19 to 92 members (as of this writing). However, the largest contingency, 132 members, are at-large members. Our total membership is currently at 423 so they represent a whopping 31.2%. The NE chapter has 50 members, the NW chapter has 37 members, the SE chapter has 50 members, the WC chapter has 92 members, the SW chapter has 19 members and the WP chapter has 43. As you can see, a large spread and each chapter has an equal voice, i.e., 2 votes per chapter. (Except that the At-Large members do not have a two vote representation). We members of the board will try to address all the chapters needs and problems, remembering we are all one group.

The size of our organization also creates a dilemma in editing the newsletter. When the organization was smaller in numbers and smaller in number of chapters, we were able to get by with approximately 12 pages of text and photo's per issue. It is becoming more and more difficult to adhere to a ridged 12 page limitation. There is now an additional report from a new chapter that will add a page. There are now additional articles of interest occasionally added to the issue, not to mention book reviews and bench tips. We also have advertising, etc., etc., etc.... Then someone says we have too many photos or not enough photos. Too many articles or not enough articles. Then some chapters want to print copies for those without a computer and the issue is too long. Well, guess what!!!

Continued...page 3

Director's Perspective . . .

JEAN MARIE DESPIEGLER Executive Director 727.822.7872, fsgjm@Earthlink.net



With many of us working on our jewelry in a home environment, do you find that you are always coming up with something to do instead of making art? I know many of us have a fear of starting. It can be a fear of failure or embarrassment. How often does a friend ask you how a certain project is coming? You were so excited when you told them about your idea. You were going to try something different, but now you are feeling stuck or afraid. It is always easier to think, 'just as soon as I'. We need to sooth the inner critic and just try.

Remember, there is no such thing as a mistake, only opportunities for further exploration. My favorite quote is that "It is impossible to look good and get better at the same time." You have to get past the inner critic and explore! It is always more comfortable to buy new tools or reorganize the ones you own just one last time, but you need to take the leap and try to do something new. I can't wait for Revere Academy East and the opportunity to see what the Jewelry Design with Alan Revere class will come up with to get them motivated to take that chance and create a piece of art.

The secret to motivation is to trick your emotional yearning for instant gratification. Make an appointment or assign yourself some time at the bench and see how far you can push an idea, not worrying about whether it will "work" or not. As a personal note to my best bud- no, my bracelet is not finished yet, but I did make 6 pairs of earrings!


ABOUT OUR MEMBERS...

Ivan Sagel started his study of jewelry and metalworking in the Wabash Street jewelry district in Chicago, managing a shop of highly skilled goldsmiths. Their work was fascinating, but the atmosphere, not as much. Ivan set out to learn these skills by working in his own fast expanding studio, and studying at some of the best jewelry schools throughout the US.

A turning point in Ivan's design direction came after studying with **Doug Zaruba** at **Revere Academy East** Wildacres Retreat in 2005. Ivan's mechanical engineering background has always been influential in his designs. Inspired by Doug's 'Screw It' class, he has now incorporated unusual cold connections into his current line of rings and pendants. Ivan is looking forward to returning this fall to be re-inspired by the rich environment offered at Wildacres both from the instructors and the students.

Ivan shows his work at juried art shows, and at several galleries in Chicago. **The Wyzensagel Designs Studio** is located on Chicago's South Side, in the fourth floor of the old Spiegel warehouse, within earshot of the fireworks at White Sox Park.

From The President & Editor..Continued...



This issue has all the reports sent in by the designated reporter for each chapter. There are some photo's from the Wildacres Workshops that were sponsored by the West Coast Chapter. As a matter of fact, we have a new photographer, Lorrie Mason, who submitted the photos from Wildacres this year. This issue could be quite long, therefore, I am only using enough photo's for one page.

Kaye Ridings has written a very interesting review of the two set DVD's on Keum-Boo authored by Christine Dhein. Christine is one of the instructors employed at The Revere Academy in San Francisco. The complete article is published on page 4.

I do hope you enjoy this issue of your FSG Newsletter. I've tried to find interesting subjects and a variety of articles. I've also tried to keep it to a minimum so it can be printed for those that need it in that format.

Barbara Becker Simon won Second Place - PMC in the 2007 Saul Bell Awards for her "Big Links" necklace!



Barbara is the second FSG member to be a Saul Bell Awards winner! The first was **Ronda Coryell**, who will be teaching at **Revere Academy East** this year.

Deborah Clifford has received several well deserved accolades recently. Photographs of Debbi's Plique-a-jour earrings were published in the May/June issue of *Belle Armoire* magazine. Debbi also authored an article on Plique-a-jour, which is scheduled to be published, along with photographs of her Plique-a-jour earrings in the summer issue of *Studio PMC*, the PMC Magazine. Debbi was also invited to be in the Tallahassee XVII show at the Florida Craftsmen Gallery in St. Petersburg, which ran from March 16 – April 27

Christine Marie Noguere's work is included in the "Jewelry & Accessories" exhibit at Gallery 908 at Philadelphia Glass Works, Philadelphia, PA.

SUMMER 2007 INDEX

	Page
Calendar	Throughout
Chapter News	6-9
Director's Perspective	2
President's Message	2
Bench Tips	10-11
Various Info	All Over
Revere Academy East	1
Workshops:	12

DVD Review by Kaye Ridings



Keum-Boo Basics

Vol. 1 :Dangle Earrings

\$49.95

Keum-Boo: Beyond the Basics

Vol. 2: Hollow Pendant

\$59.95

Christine Dhein



Keum-Boo is the technique of bonding 24K gold foil to silver producing a rich gold color using very little gold. Both of these DVD's are top Professional Quality as I have come to expect from books, videos, lectures and classes associated with the teaching methods of the Revere Academy. Viewing these DVD's is like looking through Christine's eyes - No thumbs, shoulders or heads blocking your view. An overview of all procedures are shown and explained at the beginning of each DVD, then each step is shown leaving nothing out.

Vol. 1-Keum-Boo Basics (60 Minutes) is geared toward a novice or beginning silversmith student. A good deal of time is spent in the introduction discussing materials, how Keum-Boo works by diffusion bonding, setting up workspace, torch use and pickling.

The next portion of the DVD covers Depletion Silvering (how fine silver is brought to the surface of Sterling Silver). This is done in order that Sterling can be used in Keum-Boo rather than Fine Silver that might be too malleable for your jewelry design. All five steps are demonstrated in detail showing how to watch for the color changes. You can actually see the colors of the flame of the torch and the metal oxidizing clearer on the DVD than you can sometimes see in your own studio.

The rest of this DVD is showing the actual process of cutting, applying, heating and burnishing the 24K gold foil on samples and pieces for earrings. Christine then discusses finishing the earrings and applying a patina.

Vol. 2-Keum-Boo: Beyond The Basics (90 Minutes) Some of the opening explanations are repeated from Vol. 1. However, this DVD is more advanced with techniques for creating a dimensional hollow pendant.

The construction of the soldered hollow pendant is shown step by step in detail. It covers annealing, roller printing, sawing, filing, dapping and soldering. The application of the Keum-Boo is again shown in this project and applied to both sides of the pendant. Christine also covers repairing a tear in the foil. Patina is used on the pendant as the finishing touch. Be sure to watch the Special Features of this DVD as Christine shows how to make your own 24K gold foil.

An experienced Silversmith could certainly understand and complete this project without having seen Vol. 1. Even I have worked with Keum-Boo in the past and I found valuable tips in both Vol. 1 and Vol. 2.

I highly recommend both of these DVD's on Keum-Boo and find them a real value. In each Volume you are actually getting a lesson in the application of Keum-Boo as well as excellent instruction in making beautiful jewelry in the comfort of your own home or studio. Remember, this is like getting private lessons with Christine Dhein without having to travel to San Francisco.

Editor Note: I too, have seen the DVD's by Christine. They are everything Kaye has said and more. I have been fabricating hollow pendants with Keum-Boo for the past few years and I have learned several new ways of improving my pieces. All due to these DVD's from Christine Dhein.

Wildacres.. 2007



Photos
by
Lorrie Mason



The Wildacres Summer Workshop occurred a little earlier this year, from June 9-16, 2007. We had a lot of new students, who were blown away with the beauty of North Carolina, the Blue Ridge Mountains and Wildacres Retreat.





We had 3 new teachers this year and 3 husband/wife teams. Kay and Tom Benham team-taught (Intarsia), as did Kay & Tom Patterson (Hand Engraving) and Mary McBride & Jimmy Meaux (Beginning Fabrication). Our new teachers were the Pattersons, the McBride/Meauxs and Kimberley Adams (Glass Beads). Everyone had a great time, as usual. As one student said, "There was so much information – I have pages of notes. Wildacres is lovely, very beautiful. The people are phenomenal!"



We are already lining up teachers for next year. The possibilities are Valentin Yotkov, Robert Dancik, J. Fred Woell, and, of course, John Cogswell and Jean Stark. We should have our old time back – the 3rd or 4th week of June. So start planning your summer calendar now and keep those dates open. We will advise you of the exact dates as soon as we get them. Hope to see you next summer –



Gini Rollins
Coordinator, Wildacres Summer Workshop
West Coast Chapter



SOUTHWEST

Meeting
7:00 p.m. every 2nd Monday of the Month
Cape Coral Arts Studio in Rubicond Park
Bev Fox

***SouthWest by
Sandra Passerallo***

FOR CHAPTER / WORKSHOP INFORMATION

CONTACT
BEV FOX 239.671.4429
<sleepingfox@comcast.net>

We have had a change in our club officials. As of April 2007, Pilar Baker has stepped down as Secretary/Treasurer of the Southwest Chapter. We would like to thank Pilar for her long and extraordinary service to our chapter. She has worked tirelessly in both positions for several years and deserves our heartfelt appreciation and thanks!

At our May 2007 meeting, we made the decision to split the position of Secretary/Treasurer into 2 positions and held elections to nominate and elect persons to these positions. Michaelene Kauffman (Mike) has been elected Treasurer. She has many years experience in the financial field and will be an asset to our chapter in this position. Sandra Passerallo (Sandie) has been elected Secretary. She also has experience in this position in other organizations and will be an asset to our chapter in the Secretary position. Welcome and Good Luck to both!

We had a small showing for our annual "Ring of Fire" joint show with the Lampwork Glass Beadmakers at Cape Coral Arts Studio Gallery this year, but our winners were extraordinary. The show ran for the month of April. We had 2 categories; Jewelry and Sculpture. In the Jewelry category, Bev Fox won first, second and third place for silver necklaces with hand-made chains. In the Sculpture category, Sandie Passerallo won first place for a pierced copper Mardi-Gradi mask and Bob Small won second and third place for his sculptures, a small PMC sculpture and a PMC mask with feathers, respectively. (This was missed in the last newsletter.)

Meeting Events:

- May 2007 meeting event was given by Pat Owens on Photography. Pat discussed lighting and different effects you can get using everyday materials. She set up her camera and lights and gave a brief show and tell on how to take pictures of a piece of jewelry.
- June 2007 meeting was given by Bev Fox on Working with Gold. Bev gave us some history into the birth and long use of Gold in many cultures. She went over the various types of Gold and ways in which Gold has been used over the centuries. Some fascinating facts about Gold – softest of all metals and has been used to make jewelry for over seven thousand years. Did you know 1 oz. of Gold can be flattened to a sheet that will cover 100 square feet or drawn to a wire almost a mile long?
- July 2007 meeting was given by Val Jewell on Silvered Capped/Lined Beads. Val gave hands on demo on how to line a Lampwork bead with Silver tubing using dap tools and hammer. She also showed us how to add a Silver cap with the lining to give even more sparkle!

We would like to congratulate Barbara Becker Simon for winning 2nd place in the 2007 Saul Bell Design Award for PMC. She entered a beautiful necklace called "BIG LINKS". If you would like to see her beautiful design, please go to www.riogrande.com. Click on Education and the summer 2007 issue of the News & Products Review. She is on page 4 in the middle.

Another one of our members also was published in the August 2007 Jewelry Artist magazine. Page 49 – "Beyond Metal Clay". Mary Ann Devos article is about tumbling fabricated or cast production pieces for a great finish. You can also see her article on line at www.jewelryartistmagazine.com.

Bev Fox taught a chain making class in Maine on July 15, 2007. Believe it or not, she was on vacation to see her sister and they set up a class for about 11 people in Byzantine chain making.

FOR CHAPTER / WORKSHOP INFORMATION
CONTACT

SOUTHEAST

Tracy Egert (954) 680-3417
tnje@bellsouth.net



Presently searching for a new location
for meeting

The Southeast Chapter is getting back in the groove with our regular monthly meetings. They are held on the second Friday of each month beginning at 10:30 a.m. at ArtServe on Sunrise Blvd. in Ft. Lauderdale. We start with a business meeting and then break for a “brown bag lunch and conversation”. We’ve been having informal “Swap & Shop” times and members are also bringing in magazines to “pass around”. Almost always some “stuff” changes hands and people bring the magazines back to the next meeting to keep them “circulating”. After lunch we have demos, watch a video or have a speaker. Members have been presenting demos such as Tap & Die by Beth Katz, chain demos by Terry Walker and an informative presentation this month by Tom Stringfellow on etching. Last month we had Irwin Weintraub in to speak about photography. The topic of our August meeting will be “Sharing”. Members will be bringing in pieces that they are working on to share new ideas and to get suggestions for solutions to “errrggghh’s” that they’re experiencing. It’s stimulating/motivating so see what other people are doing and it’s great to get help from fellow members who’ve worked through “glitches”. Experience is a great teacher and we’ve certainly got a lot of experienced members. Another great part of being a member of FSG is the opportunity to learn from each other. Luckily for all of us there are so many members happy/eager to share their knowledge, skills and experience. Our September demo will be crocheting with beads by Terry Walker. She will teach how to make a great “chain” to compliment/set off our metalsmithing pieces.

Our October workshop by John Cogswell is full and we have a waiting list. If anyone is interested in getting on the waiting list please contact Beth Katz at Bethkatz@aol.com or me at tnje@bellsouth.net. We have scheduled a 2 day “Tessellation workshop” to be presented by Beth Katz at ArtServe in Ft. Lauderdale on Wednesday the 26th and Thursday the 27th of September. The cost of the workshop will be \$120.00. Beth will have a kit of supplies for sale for \$24.75 and a tool for \$60.00. This is the tool for forming the individual pieces for tessellation.

And just a reminder that if you’ve got any “surplus” of tools, equipment or books and/or a “wish list” of books, tools, supplies or “other stuff” please let me know and we can post it in the “Swap & Shop”.

**Northeast Chapter, Kay &
Tom Benham reporting**

FOR CHAPTER / WORKSHOP
INFORMATION CONTACT
HELEN HOWELL 386.734.6878
Fsgne@aol.com
142 South Woodland Blvd.,
DeLand, FL



Our Sizzling Summer Classes continue! Fred Woell's PMC Certification Class scheduled for July 27 – 28 is sold out! Fred will be teaching his Extreme Beads – Hollow beads Without Cores class on July 25 and 26th. Plus, we have an “Art + Metal Mingle” scheduled for Thursday evening, July 26, 7 PM – 8:30 PM when members will have an opportunity to meet and mingle at our studio in DeLand.

Our Winter Workshops committee continues to prepare for the 2008 WW, Jan. 6 – 10th, 2008 at The Atlantic Center for the Arts in New Smyrna Beach, FL. You can still join us in January as we still have a few openings. To register just download a form from the FSG website: www.fsg4u.com. Here's the list of Classes / Instructors: Chasing and Repoussé for Small Scale Jewelry, Tom Benham; RINGS! RINGS! RINGS!, John Cogswell; Imaginative Captures, Andy Cooperman, Bracelets and Brooches: A Dual Workshop on Shell forming and Hydraulic Pressing, Cynthia Eid and Betty Helen Longhi; and Lost Wax Casting Jewelry and Its Potentials, J. Fred Woell. We are all excited about Cynthia and Betty Helen's team teaching workshop this year. A new experience for all of us.

Our chapter has a new website, www.fsgne.com, if you haven't seen it yet, check it out. Karen Tweedie has undertaken this project for us and we all applaud her for her dedication and long hours on the computer. We thought computers would make our life easier – they just seem to take up more and more of our time!

WEST PANHANDLE

The FSG West Panhandle Chapter
meets: 6:30pm every second Wednesday
of each month
Belmont Arts Center
401 N. Reus Street
Pensacola, FL
Contact **Stephanie Ritchie 850.341.0471**

By Stephanie Ritchie
President

Ahhhhh, summer...we knew it would be hot in our new studio space at the Belmont Arts Center, what with the ceramics kilns and glass blowing furnaces and all, in an open warehouse with no air conditioning. We didn't know how hot. Over half of our summer classes did not make minimum number of students required for the class to be taught. Good news is that we still made a tremendous profit from the classes that did get taught and we are in the black with a significant cushion for the first time since our chapter was founded in January of 2005.

The Pensacola downtown gallery night in November will feature FSG member jewelry at several locations. For our show at the Belmont we are doing our first member 'challenge' project. The bracelet challenge kits will be distributed at our August meeting and finished bracelets will be due just prior to the November 16 show date. I can't wait to see what WP members will do—many of them have never done a challenge like this before.

Our fall lineup of workshops is also smokin' hot, fortunately the fall weather won't be. Go to www.fsgwp.com for details and dates on these great classes. And call Stephanie if you would like to come here to teach something. Classes with * are good for beginners. Happy hammering...

Beginning Metalsmithing*
Beginning Soldering*
Basic Stringing & Wirework*
Contemporary Wirewrapping
Advanced Ring Design Project
Chain Mail*
Viking Knit*
Marketing for Jewelry*
3 Hinges in 3 Hours
Resist Etching on Metal*
Working with Gold
Precious Metal Clay*
Screw Mechanisms*
Cold Connections*
Box Construction
Making Fancy Clasps
Forging Ahead with Bracelets*
Patinas, Pigments, and Keum Boo*
Troubleshooting for Unfinished Projects Clinic
Hammered Silver Earrings*
Free Form Bead Weaving*
Beaded Bauble Ring*
Intro to Stone Setting*
Bead Caps & Tube Rivets for Lampwork Beads*
Low-tech Casting in Cuttlebone & Broomstraw*
Torch Fired Enameling*

NORTHWEST
by
Susan Wilson

FOR CHAPTER / WORKSHOP INFORMATION CONTACT
Starr Payne
president@fsgnw.com
Chapter meets Third Thursday Monthly at 7 PM
1100 Monroe Street, Tallahassee, FL



These are hectic times for the Northwest Chapter. Our studio is currently boarded due to an automobile accident, which resulted in a car hitting the building. The studio is currently unsafe to enter so workshops are suspended temporarily. Luckily the driver sustained only minor injuries and our equipment was not damaged.

On a lighter note our members voted to “unite” with the gallery that had been an independent ventured operated by some of our members. It is hope that the unity of the two ventures will provide broader fund raising opportunities for us. As mentioned in previous issues we are hoping to physically relocate our studio to the gallery space once we are released from our lease. We are very excited about the upcoming move since the gallery is located in Tallahassee’s premier art park. One of the highlights of the Art Park is the First Friday Gallery Hop, which draws thousands of visitors each month.

Speaking of move, in anticipation of the time we can say, “We’ve moved”, we had a Move Challenge with the winners selected by the public during the July First Friday Gallery Hop. The rules provided that challenge pieces must be predominately metal and exhibit movement by actually moving, denoting movement, or moving emotionally. First place was Go Fly a Kite by Debbi Clifford, which was made with roller-printed, forged, patinated sterling silver with forged brass elements and brass base. The entry actually moved and denoted movement. Second place was awarded to Outhouse: A Moving Experience by Susan Wilson, which was made with roller-printed snake skin textured sterling silver with patina on copper stand. The entry actually moved and denoted movement. Third place was World in the Balance by Page Rozelle. The entry was made with Argentine chain necklace with mobile centerpiece. The entry actually moved.

Our very own Deborah Clifford has received several well deserved accolades recently. Photographs of Debbi’s Plique-a-jour earrings were published in the May/June issue of *Belle Armoire* magazine. Debbi also authored an article on Plique-a-jour, which is scheduled to be published, along with photographs of her Plique-a-jour earrings in the summer issue of *Studio PMC*, the PMC Magazine. Debbi was also invited to be in the Tallahassee XVII show at the Florida Craftsmen Gallery in St. Petersburg, which ran from March 16 – April 27.

In June we skipped our regular meeting for a social event. During this event we traveled to Panacea to the Aquarium, formally known as the Gulf Specimen Marine Laboratory, for a tour. Our hostess was Debbi Clifford who works for the aquarium. We had the opportunity to see wide array of sponges, anemones, starfish, sea cucumbers, crabs, lobsters and tunicates. There were also fish-a-plenty: small sharks, skates, sting rays, electric ray, moray eels, black sea bass, and sea turtles. We were also invited to pick up and touch the starfish, sea pansies, sand dollars, whelks, clams, etc. that were in the “touching” tanks. Before and after our tour we socialized at Debbi’s house and a local waterfront tiki bar. We had a blast. For those of you who’ve never been to Panacea, it is a truly an old Florida paradise.

We recently had two Enameling workshops with Kathy Wilcox: Basic Enameling and Silkscreen with Enamel. Techniques covered in the basic workshop were stencils, sgraffito, liquid enamels, overglazes and metallic foils, while participants in the silkscreen workshop learned to make photo and thermal image silk-screens and use the screens to apply enamel. We are expecting to see a lot of enameled pieces in the near future.

Brenda Harrelson is the new Librarian for the West Coast Chapter. Brenda will be delighted to accept any library requests or inquiries. You can submit your request to Brenda at:
6125 Cedar St. NE St. Petersburg, FL 33703
(727) 527-9235 home baubleheaven@yahoo.com

We would like to take this opportunity to thank **Sally Bedrosian** for her years of service as our past Librarian.

**FSG 2008 MEMBERSHIP DUES
DUE JANUARY 1, 2008**
\$40.00 SINGLE - \$60.00 DUAL
\$20.00 STUDENT (18+ - F/T)
FSG, ATTN: JM DESPIEGLER
719 CENTRAL AVENUE
ST. PETERSBURG, FL 33701

The BULLETIN of the Florida Society of Goldsmiths is published quarterly by the Florida Society of Goldsmiths, Inc., 719 Central avenue, St. Petersburg, FL 33701, for its membership. All names, addresses, telephone numbers, trade names or other identifications are for the exclusive use of the membership and may not be used for commercial solicitation without the prior written permission from the Florida Society of Goldsmiths.

DEADLINES for submissions:
 January 15 for February [Winter]
 April 15 for May [Spring]
 July 15 for August [Summer]
 October 15 for November [Fall]

Editor: Arnold Lasris

Contributors:

Susan Wilson	JM DeSpeigler
Kaye Ridings	Tom Benham
Sandra Passerallo	Kay Benham
Tracey Egert	Arnold Lasris
Stephanie Ritchie	Sally Bedrosian

METALSMITHING CLASSES

PHYLLIS ANNUNZIATO	561.997.6148
THE ARTS CENTER (St.Pete)	727.822.7872
ATLANTA Jewelers School	800.453.7608
C.BAUER Studio	212.643.8913
BOCA MUSEUM ART SCHOOL	561.392.2503
CAROLINE GANGI	201.567.0479
DUNCONOR WORKSHOPS	719.539.7519
HELEN HOWELL	386.734.6878
BARBARA JOINER	704.837.9778
BETH KATZ	954.747.1919
REVERE ACADEMY	415.391.4179
TAMPA REC. DEPT.	813.259.1687
STEWARTS Int'l. School	800.843.3409
MARY S. WEBB	904.427.2527

FSG MEMBERS GALLERY . . .

Members may have their own page on the FSG website including a short bio, your artist statement and up to three (3) images with a direct link to your website or email address. For only \$40 per year. Send check payable to: FSG, 719 Central Ave., St. Petersburg, FL 33701. Send images and content for your gallery page to Loren Damewood, lorenzo@golden-knots.com.

Questions?

727.822.7872 or
 fsgjm@earthlink.net.

BUSINESS DIRECTORY



Revere Academy
of Jewelry Arts

Visit Us On-Line!
www.revereacademy.com

Tel: 415.391.4179 Fax: 415.391.7570
 760 Market Street, Suite 900 San Francisco, CA 94102



Beverly Fox
 Owner / Designer
 P.O. Box 1218
 Estero, FL 33928
 239/671-4429
www.sleepingfox.net sleepingfox@comcast.net



intracut@cfl.rr.com

TOM & KAY BENHAM
 Contributing Editors to Lapidary Journal

UNIQUE SOLUTIONS, INC. -- Beth Katz
 10001 NW 50th Street, Suite 111, Sunrise, FL 33351
 Phone 954-747-1919 Fax 954-747-5399

FINE SILVER/COPPER BI-METAL
 Great for Photo Etching Projects

PASTE SOLDER formulated for Jewelers
 SPECIALIZED NON-DRYING FORMULA FOR GREAT SUCCESS
 SILVER: 5 FLOW FORMULAS including extra soft
 GOLD: 14K, 18K, 20K available in hard, medium and soft

DISCLAIMER

The Board of Directors of FSG, its members, authors, reporters or publisher specifically disclaim any responsibility or liability for damages or injuries as a result of any accuracy, design, construction, fitness, use, manufacture, safety or safe use or other activities undertaken as a result of the use or application of information, technique, tool use, etc. contained in this bulletin. The use of any information is solely at the reader's own risk.

LIBRARY BOOKS & VIDEOS FOR ALL FSG MEMBERS

CONTACT

West Coast Chapter

Brenda Harrelson
 (H) 727 527-9235

baubleheaven@yahoo.com

or at FSG's website: www.fsg4u.com

Southeast Chapter

BETH KATZ

954.575.1098 - bethkatz@aol.com

Bench Tips

Avoid Buffing Wheel Disasters - Cool Tools/Jewelry Artist

by Tom & Kay Benham



"Don't you hate it when you are putting the final polish on a pendant at the buffing wheel and suddenly, your fingertips get hot, and the wheel grabs your piece and flings it across the workshop? "Thwang!"

"Here's a quick, inexpensive solution. Pick up a free paint stirrer at the home supply store. Cut off the bottom, making it about seven inches long. Drill two 3/16" holes about 1/2" apart and 3 1/2" from the top. Use a short piece of leather shoelace to thread up through one hole, through the bail of the pendant, and down through the other hole. Grip the shoelaces against the bottom of the polishing jig (that you just made) as you carefully press the back of the pendant into the wheel. This tool (jig) supports the pendant, keeps your fingers safe, clean and cool, and prevents the dreaded "Thwang."

BUSINESS DIRECTORY

YOUR BUSINESS CARD HERE

\$25 for 4 Issues

Contact

Jean Marie DeSpiegler

(727) 822-7872

fsgjm@earthlink.net



Loren Damewood

P.O. Box 48543

St. Petersburg, FL 33743

<http://www.golden-knots.com>

lorenzo@goldenknots.com (727) 347-0593

Indian Bay Trading Co.

Estate Sales & Complete Liquidations

Buying
Gems, Jewelry, Lapidary Equip.

MARILYN MAIER
ROBERT MAIER

(352) 597-9055
Out of Area 1-800-732-2215
P.O. Box 408, Arippeka, FL 34679

The Mine Shaft inc.

FRED GLEGER
President

954-917-7821

1-800-654-3934

Fax: 954-917-9108

TOOLS & EQUIPMENT FOR JEWELERS

1301 W. Copans Rd., Building D, Suite 2
Pompano Beach, FL 33064

Email: Info@themineshaft.com www.themineshaft.com



Otto Frei

Quality Jewelry Tools & Findings Since 1930

P.O. Box 796
126 Second Street
Oakland, CA 94604 USA

Shipping
119 Third Street
Oakland, CA 94607

Business
510.832.0355
510.834.6217 fax
www.ottofrei.com
info@ottofrei.com

Sales
800.772.3456
800.900.3734 fax

ALLCRAFT

TEVEL HERBSTMAN

212-279-7077
800-645-7124
Fax 800-645-7125

135 W 29th St.
Suite 402
New York, N.Y. 10001



Serious Training
for the Professional
Jeweler or Hobbyist

JEWELRY CLASSES

- 1) Jewelry Repair
- 2) Stone Setting
- 3) Advanced Diamond Setting
- 4) Wax Polishing and Casting
- 5) Jewelry Sales
- 6) Gold Refining
- 7) Platinum Skills
- 8) ASJ Certified Jeweler Technician

GEMOLOGY CLASSES

- 9) The 1 Hour Diamond Report
- 10) Colored Gem Stones
- 11) Diamond Grading

1-888-741-2020

Pt. 0954 701-4655 • Fax 0954 741-4600

WWW.ASJSCHOOL.NET

WWW.ASJSCHOOL.NET

Approved by the State Board of Technical College Education
Licensed by the State Board of Technical College Education
Approved by the State Board of Technical College Education

Dikra Gem, Inc.

DIANE DIENGOTT
DAVID KRAMER

56 W. 45th St., Suite 1005
New York, New York 10036
(212) 869-6332 Fax: (212) 869-6367

Bench Tips - Contenti Company

Making a Miniature Brass Brush - Have you ever had trouble getting into small spaces with a standard-size brass brush? If you don't have a small brush at hand, you can easily make your own. Cut a small piece of copper or brass tubing (the type used for hinges on small boxes). Pluck several bristles off an old brass brush and insert them into one end of the tubing. To keep the bristles in place, simply crimp the tubing with a pair of pliers or your bench vise. Now you have a cheap, go-anywhere miniature brass brush for cleaning rings and other small items. **Submitted by: Jose Carlos Villalon**

Keep your sketches in sight - After making sketches of the designs you would like to make, don't leave them on your bench top to get dirty and be "in the way". Instead, hang them up and out of the way with a curtain rod and curtain clips. Mount a curtain rod on the wall in front of your bench and secure the drawings with simple curtain clips (available at most hardware/decorating stores). This will help keep your work surface less cluttered and keep your sketches in sight. **Submitted by: Alaina Burnett**

THE FOLLOWING DEALERS SUPPORT FSG

PLEASE SUPPORT THEM

ALLCRAFT

800.645.7124

Brynmorgen Press

207.761.8217

EastWest DyeCom, Inc.

800.407.6371

EuroTool

800.552.3131

FDJ ON TIME

800.634.1070

Gemini Saw Company, Inc.

310.891.0288

Hoover & Strong

804.759.9997

KerrLab

714.516.7650

Lapidary Journal

610.964.6300

Otto Frei Co.

510.832.0355

PMC Magazine

970.419.5503

Revere Academy

415.391.4179

Rio Grande

800.545.6566

Thunderbird Supply Company

800.545.7968, ext. 17

The Mine Shaft

800.654.3934

Royal Findings Inc. / Triad, Inc.

800.343.3343

Zero-D Products, Inc.

800.382.3271

SUPPORT THE NATIONAL METALSMITHS HALL OF FAME

JOIN TODAY!

CONTACT: Jean Marie DeSpiegler

727.822.7872

fsgjm@earthlink.net

FSG MEMBERS GALLERY . . .

Members may have their own page on the FSG website including a short bio, your artist statement and up to three (3) images with a direct link to your website or email address. For only \$40 per year. Send check payable to: FSG, 719 Central Ave., St. Petersburg, FL 33701. Send images and content for your gallery page to Loren Damewood, lorenzo@golden-knots.com.

Questions?

727.822.7872 or

fsgjm@earthlink.net.

WestCoast Chapter Workshops:
 ArtCenter Manatee, (941)746-2862
 Fall Jewelry Class at ArtCenter Manatee

LOST-WAX CASTING

Instructor: Jim Thobe

Saturday and Sunday, Sept. 22 & 23, 9 a.m. - 4:30 p.m.

\$135 All students

Oxy-Acetylene Primer

Instructor: Mary Winstead

Saturday, Oct. 20, 10 a.m. - 4:30 p.m.

\$75 All Students

WIRE WRAP WORKSHOP

Instructor: Diana Reinhard

Saturday, Nov. 3, 10 a.m. - 4:30 p.m.

\$75 All students

A supply fee of \$16.00 is payable to the instructor.

Workshop Title: **Hinged Box Construction**

Instructor: Ann Allen, gold and silversmith Jeweler, Artist, and Teacher

When: Sat. & Sun., 1/5 & 1/6/08 10 a.m. - 4:30 p.m.

\$135.00 All students. Materials needed will be charged by the instructor.

Description: Learn to make a 3-dimensional sterling silver box complete with a hinged lid. Skills include making a bezel, soldering, and design.

FSG OFFICERS AND BOARDS OF DIRECTORS

WESTPANHANDLE CHAPTER

Stephanie Ritchie, President
 Michele Peck, V.P.
 Michelle McIlwain, Secretary
 Diana Keenan, Treas.
 Michelle McIlwain, Web Goddess

SOUTHWEST CHAPTER

Bev Fox, President
 Valerie Jewel, V.P.
 Sandra Passerallo, Secretary
 Michaelene Kauffman, Treas.

NORTHWEST CHAPTER

Starr Payne, President
 Page Rozelle, V.P.
 Susan Wilson, Secretary
 Marcia Jensen, Treasurer
 Fae Mellichamp, Ex officio

STATE DIRECTORS

Arnold Lasris, President
 Stephanie Ritchie, V.P.
 Joyce Howell, Treasurer
 Bev Fox, Secretary
 Clare Leonard, Membership
 Stephanie Ritchie
 Tracey Egert
 Helen Howell
 Mary Winstead
 Starr Payne
 Arnold Lasris, Newsletter Editor
 Loren Damewood, Web God
 Beth Katz, Ex officio
 JM DeSpeigler, Exec. Dir.

NORTHEAST CHAPTER

Nancy Neeb/Lisa Compagnone, Co-Pres
 Mary Ostrander, V.P.
 Lisa Compagnone, Treasurer
 Ann Zawacki, Secty.
 Kay Benham
 Tom Benham
 Chris Carlson
 Kit Kimbl
 Sandy Lent
 Karen Tweedie
 Sid Sharples
 Dennis Warfield
 Helen Howell, Ex Officio

SOUTHEAST CHAPTER

Tracey Egert, President
 Marge Prilik, V.P.
 Sally Franke, R. Secty.
 Laurie Yoder, C. Secretary
 Beth Katz, Ex officio

WESTCOAST CHAPTER

Mary Winstead, President
 Sue Simon, VP
 Ann Allen, Treasurer
 Sally Bedrosian, Secretary
 Sally Bedrosian, Librarian
 Lynn Miller
 Roseanne Miller
 Bob Harrelson
 Brenda Harrelson
 Gini Rollins
 Ken Wynsma
 Dan Anders
 Steve Thole
 Bob Maier, Ex Officio

FSG IS A (501 C-3) NOT FOR PROFIT CORP. AND FUNDS ARE TAX DEDUCTIBLE TO THE LIMITS THE LAW WILL ALLOW.



**FLORIDA SOCIETY OF GOLDSMITHS
 MEMBERSHIP APPLICATION**

PLEASE PRINT

PLEASE PRINT

NAME _____

ADDRESS _____

CITY _____ STATE _____ ZIP _____ COUNTY _____

PHONE: HOME _____ WORK _____

E-MAIL _____ REFERRED BY: _____

ANNUAL DUES

\$40 SINGLE - \$60 DUAL - \$20 STUDENT

All dues have a common renewal date of
 Jan. 1 each year

MAIL NEW MEMBERSHIP APPLICATION AND DUES AS WELL AS RENEWAL DUES TO:

FSG, Attn: JM DeSpeigler, 719 Central Avenue, St. Petersburg, FL 33701

*Membership in the Florida Society of Goldsmiths is open to all persons with serious interest
 in the metal arts and will help in carrying out the aims and purposes of the organization.*